




熟練工  
JUKU  
REN®

Brushless®Screwdriver

Screw Counter / Built-in Pulse System

HIOS®

BLG-BC2 Series



## Do you have anxiety when fastening screws?



I'm not experienced in fastening screws. Can I do it all right?



What should I do if I forget to fasten a screw?



Difficult to determine if a screw is properly fastened.



I don't know what fastening condition will lead to a problem.



What should I do if I fail?



What if I change the settings by mistake?



What if a wrong screw is mixed?



What if I miss a screw fastening error and ship it?



熟練工  
JUKUREN®

JUKUREN eliminates all anxieties about screw fastening.

## Error detection and data management of screw fastening are all automated.

Conventional screw fastening work often relies on the experience and intuition of the worker, who determines if the screw has been fastened correctly. Thus, the quality depends on the skills of the individual. To keep consistent fastening quality regardless who does it, automation and digitalization is the most effective way, and it becomes possible with this JUKUREN. By reading the signals transmitted from the motor and checking the number of pulses, the screwdriver itself judges the screw's seating condition that is barely detected with a visual check. As a result, anyone can efficiently perform proper screw fastening.

# Features

**JUKUREN X IoT System**

Data can be collected and centrally managed in the cloud, enabling real-time management of production status for multiple locations as well as analysis and countermeasure.

**Effective Control: Data I/O Port**

Settings of a screwdriver can be changed via PC or PLC. Output of fastening data enhances traceability.

**Brushless Motor**

Environmentally friendly with no emission of carbon particles, improving durability and stability.

**Direct Teaching**

When fastening several screws directly to a workpiece, it will automatically learn the number of motor rotation pulses from fastening start to seating.

**Built-in Pulse System (PAT.)**

Automatically counts the number of motor rotation pulses. Detects screw fastening errors in real time with high accuracy.

**Display Panel for Checking Measured Value**

The measured value is displayed on a panel at hand every time you fasten a screw. The screwdriver judges OK/NG and reduces your workload.

**Screw Counter**

You can set the number of screws from 1 to 99. The remaining number of screws is counted down.

Carbon Free

Easy-to-grip Design

Safe for Beginners

Smarter Electric Screwdriver

## Instantly detects errors that are difficult to detect visually!

Oblique fastening

Cam out

Seized part

Stripped screw hole

Wrong pitch

Missing part

Missing screw

Unseated screw due to deep hole or obstacle, etc.

Mixture of wrong type of screw

Wrong length

# BLG-BC2 Series Lineup

## BLG-4000BC2



Lever

Low Torque

## BLG-4000BC2-LT



Lever

## BLG-5000BC2

HI Speed

## BLG-5000BC2-15

## BLG-5000BC2-18

HI Torque

## BLG-5000BC2-HT



Push and Lever

HI Torque

## BLG-7000BC2



Push and Lever

## SPECIFICATIONS

Start type		Lever		Push and Lever				Push	
Model		BLG-4000BC2	BLG-4000BC2-LT	BLG-5000BC2	BLG-5000BC2-15	BLG-5000BC2-18	BLG-5000BC2-HT	BLG-7000BC2	BLG-7000BC2-GT
Output torque range (N-m)		0.1 - 0.55	0.03 - 0.2	0.2 - 1.2	0.3 - 1.0	0.5 - 1.5	0.5 - 2.0	0.7 - 2.8	2.0 - 5.0
Unloaded rotation speed (r.p.m.)±10% [HI / LOW]		1,000 / 690		1,000 / 690	1,500 / 1,000	1,800 / 1,200	730 / —	1,200 / 800	600 / —
Screw size (mm)	Machine screw	1.4 - 2.6	1.0 - 2.3	2.0 - 3.0	2.3 - 3.0	2.3 - 3.0	2.0 - 4.0	2.6 - 5.0	4.0 - 6.0
	Tapping screw	1.4 - 2.3	1.0 - 2.0	2.0 - 3.0	2.0 - 2.6	2.0 - 2.6	2.0 - 3.0	2.6 - 4.0	4.0 - 6.0
Outer dimensions	Grip diameter (Max)	Ø32.7		Ø38		Ø38		Ø40	Ø40 (-HANDLE) Ø44 (-S)
	Length (mm)	206	207	235		235		238	242.7
Weight (g)		370	312	425		425		670	1000 (-HANDLE) 1915 (-S)
Power supply	T-45BL	○	○	○	○★	—	○★	—	—
	T-70BL	○	○	○	○★	○★	○★	○★	—
	T-80BL	○	○	○	○★	○★	○★	○★	○★
Bit drive selection	Standard	H4		H4		H5 and 5HEX (compatible)			1/4HEX
	Special Order	1/4HEX	—	H5 and 5HEX (compatible) or 1/4HEX		1/4HEX			—
Accessories	Bit (one each)	HIOS Shank	H4	+ #0 (Ø2.5×40) + #1 (Ø4.0×40)	+ #0 (Ø2.0×40) + #0 (Ø2.5×40)	+ #1 (Ø4.0×40) + #2 (Ø4.0×40)		—	
			H5	—		+ #1 (Ø5.0×60) + #2 (Ø5.0×60)	+ #1 (Ø5.0×60) + #2 (Ø5.0×60)		—
	HEX Shank	1/4HEX	+ #1 (Ø5.0×50) + #2 (Ø5.0×50) - (Ø5.0×50)		—		+ #1 (Ø5.0×50) + #2 (Ø5.0×50) - (Ø5.0×50)		+ #2 (Ø7.0×100mm) + #3 (Ø7.0×100mm)
			Torque adjustment spring		White	Yellow	—		—
Cord length		2m (6P)		2m (6P)		2m (6P)		2m (6P)	
L-shaped HEX wrench		—		Width across flat: 5mm, 1 pc		Width across flat: 5mm, 1 pc		—	
Variations	BLGQ	HIOS Shank	●	●		●		—	
		HEX Shank	—	—		—		—	

● For the models with the ★ mark, use with output power HI (DC 30V). With LOW (DC 20V) output, the screwdriver features may not be fully performed.

Power supply [P.6](#) International Standard Certifications [P.9](#)

NEW

HI Torque

**BLG-7000BC2-GT-HANDLE**  
Grip Type

Stronger, faster, safer and higher precision torque control.  
Equipped with a slide arm and a handle as standard for minimum impact and excellent operability. Eliminates fatigue from work and enables highly precise screw fastening.

NEW

HI Torque

**BLG-7000BC2-GT-S**  
Stand Typ

Maximum Torque  
**5 N·m**  
Unloaded rotation speed  
600 r.p.m



Push and Lever

Maximum Torque  
**5 N·m**  
Unloaded rotation speed  
600 r.p.m



Push

## A range of torque types, from low to high, applicable to various production lines

### Main features

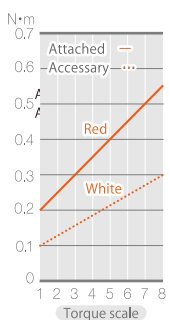
- Error detection (Number of motor rotations from start of fastening to seating of a screw)
- Direct teaching
- Screw fastening count (1 to 99)
- Error warning (sound and lamp)
- Data I/O port (RS232C)
- Count error prevention (for retightening)
- Reverse rotation count up
- Maintenance reminder (accumulated total count)



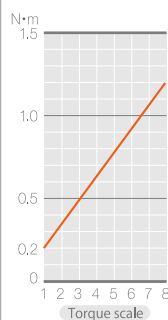
All models are anti-static (IEC61340 compliant)

### Output torque guide (HI input) ❖

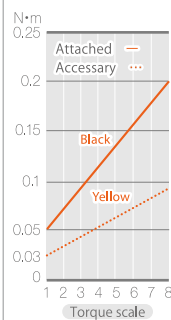
BLG-4000BC2



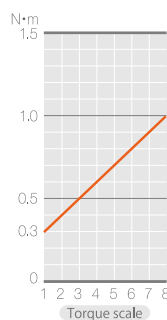
BLG-5000BC2



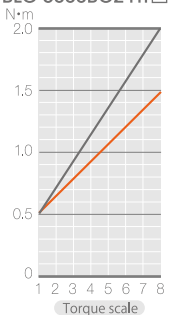
BLG-4000BC2-LT



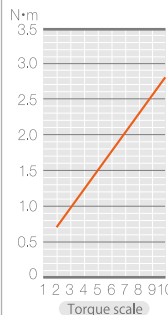
BLG-5000BC2-15



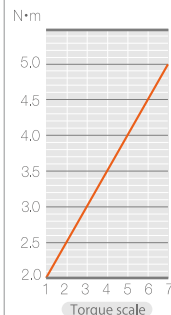
BLG-5000BC2-18  
BLG-5000BC2-HT



BLG-7000BC2



BLG-7000BC2-GT



\* The colors in the chart indicate the spring colors.

❖ For some models, two torque adjustment springs, for HI torque (installed) and for LOW torque (accessory), are included. Please use a suitable one for your operation.

## APPLICABLE DRIVERS

Suction  
**BLGQ**



See  
**P.7**

Suction Part  
(Optional Item)

## ACCESSORIES

Stand for Vertical Operations  
**VMS-40 / VMS-50**

Keeps the screwdriver in a vertical position, allowing accurate screw fastening.



Applicable models:  
BLG-4000BC2  
BLG-5000BC2 Series

Cord for External I/O  
**BLG-BC2-3012**

The plug design has renewed to enhance robustness by a one-touch lock.



# BLG-BC2 Related Products

## RELATED PRODUCTS

### External I/O Box **BLG-IO-Pro1**

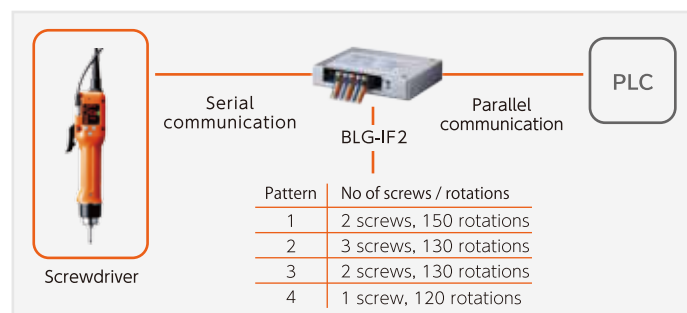
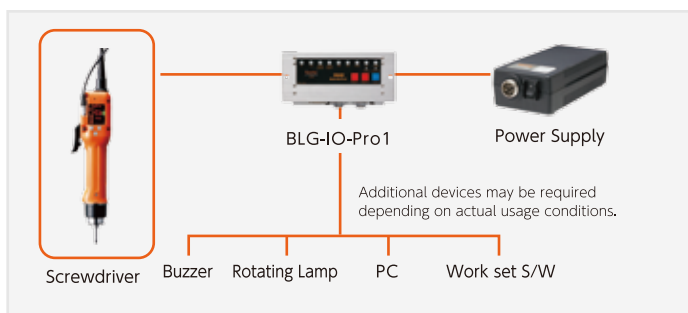
By connecting this box to the screwdriver, you can control screw fastening easily such as error detection.



\* Please separately purchase an external I / O cable.

### Serial-to-parallel Conversion Box **BLG-IF2**

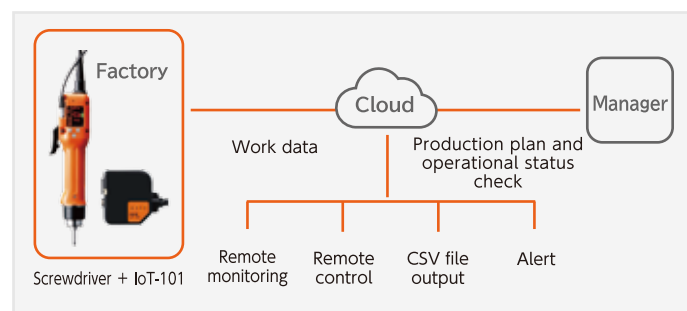
The communication mode with an external device such as a PLC can be converted from serial to parallel. Up to 4 setting patterns including the number of screws and pulses can be saved and switched on the PLC.



### Wireless unit **IoT-101**



The IoT extension unit IoT-101, which makes BLG-BC2 smarter, consolidates screw fastening data in the cloud. It visualizes the operational status at work sites, enabling data capturing and analysis in real-time even from remote locations.



Please contact us for this product.

## POWER SUPPLY

### **T-45BL** (for one screwdriver)



### **T-70BL** (for one screwdriver)



### **T-80BL** (for one screwdriver)




## SPECIFICATIONS

Model	T-45BL	T-70BL	T-80BL
Primary input power supply	AC100-240V (47-63Hz)	AC100-240V (47-63Hz)	AC100-240V (47-63Hz)
Secondary output voltage	HI (2): DC30V, LOW (1): DC20V (2-step switch)	HI (2): DC30V, LOW (1): DC20V (2-step switch)	HI (2): DC30V, LOW (1): DC20V (2-step switch)
Outer dimensions (mm)	71.5 (W)×146 (D)×42.6 (H)	88 (W)×210 (D)×52 (H)	116 (W)×210 (D)×55 (H)
Weight (g)	320	685	1,370
Accessories	Power supply cord 1.8m(1pc), flat2p conversion plug (1pc) (only for 100V), mounting hardware, mounting screws	Power supply cord 1.8m(1pc), flat2p conversion plug (1pc) (only for 100V), mounting hardware, mounting screws	Power supply cord 1.8m(1pc), flat2p conversion plug (1pc) (only for 100V), mounting hardware, mounting screws
Plug type	A / A-2 / A-3 / C / BF / S	A / A-2 / A-3 / C / BF / S	A / A-2 / A-3 / C / BF / S
Applicable screwdrivers	4000BC2, 4000BC2-LT, 5000BC2, 5000BC2-15, 5000BC2-HT	4000BC2, 4000BC2-LT, 5000BC2, 5000BC2-15, 5000BC2-18, 5000BC2-HT, 7000BC2	Compatible with all models

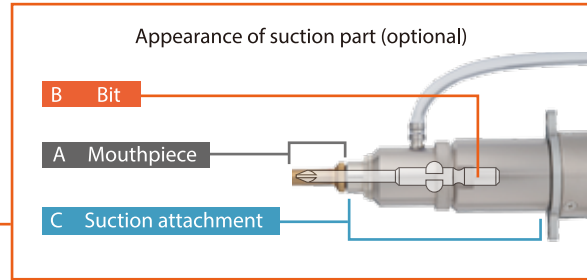


# Accessories for Suction Screwdrivers








Suction screwdrivers suck screws by negative pressure, eliminating the need to pick up screws. Nonferrous metal screws such as stainless steel ones can also be sucked. In addition, it can remove dust generated during a screw fastening process. Suction parts vary in size depending on the model. Please check the accessory chart when purchasing.



● If you want to use a purchased screwdriver with the suction attachment, please purchase **A**, **B**, and **C**



## COMPATIBLE ACCESSORY CHART

Category	Model	A	B	C		
		Mouthpiece	Applicable bit	Standard	ESD	Appearance
BLG-BC2 Series	BLG-4000BC2	F3 Std.18mm	H4 60mm	BLGQ4-SET	—	  
	BLG-4000BC2-LT	F3 Std.18mm	H4 60mm	CLQ2-SET	CLQ2-SET-ESD	
	BLG-5000BC2	F3 Std.18mm	H4 40mm	BLQ5-SET	BLQ5-SET-ESD	
	BLG-5000BC2-15		H4 60mm	BLQ5N-SET	BLQ5N-SET-ESD	
	BLG-5000BC2-18 BLG-5000BC2-HT	Please contact the HIOS distributor.				 
	BLG-7000-BC2	F6 Std.31mm	H5 80mm	BLQ7-SET	BLQ7-SET-ESD	 

\* Suction attachment cannot be equipped on 'BLG-7000BC2-GT'.

## RELATED PRODUCTS

For suction-type screwdrivers

### Vacuum Pump

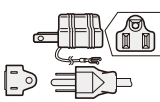
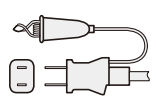
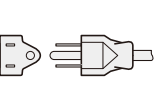
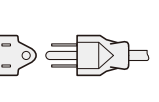
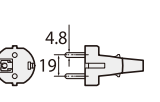
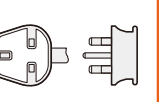
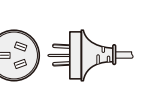
In combination with a suction-type screwdriver, it generates negative pressure to have a screw sucked at the tip of the bit.



### SPECIFICATIONS

Model	VP-3
Primary input power	AC100V, 120V, 220V-240V±5%
Max. power consumption	39W±20%
Ultimate vacuum	-350mm Hg
Air capacity	25L/min
Dimensions (mm)	200×188×142 (H)
Weight (kg)	3.8
Plug type	A-1/A-2/A-3/C/BF/S

### Plug types

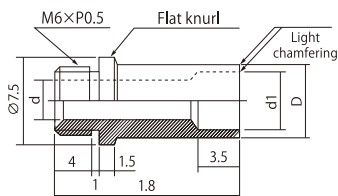
Voltage	100V		120V	220-240V			
	Type A	Type A-1	Type A-2	Type A-3	Type C	Type BF	Type S
Plug shape							

# Accessories for Suction Screwdrivers

## A Mouthpiece

### F3 Std. 18mm (Total length)

Cross-sectional view of a mouthpiece

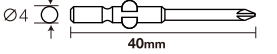
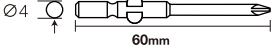



The material of the mouthpiece is BS (brass) only.

Order code	Mouthpiece reference dimensions (mm)			Screw head shape and screw size		
	D	d	d1	JIS plus (machine screw)	JCIS plus	JIS minus (machine screw)
F3-00	7.5	—	—	Custom screw	Custom screw	Custom screw
F3-01	3.3	2.1	2.1		Class 1 M1.4	
F3-02	3.6	2.6	2.6		Class 1 M1.7 / Class 3 M1.4	
F3-03	4.1	3.1	3.1		Class 1 M2.0 / Class 3 M1.7	
F3-04	4.6	3.6	3.6	Pan, round M2.0	Class 1 M2.3 / Class 3 M2.0	Pan, round, flat M2.0 / countersunk, round countersunk M1.7
F3-05	5.1	4.1	4.1	Pan, round M2.3 / countersunk, round countersunk M2.0	Class 1 M2.6 / Class 3 M2.3	countersunk, round countersunk M2.0
F3-06	5.8	4.3	4.5	Pan, round M2.6	Class 3 M2.6	Binding M2.0
F3-07	7.0	4.3	5.5	Pan, round M3.0 / Binding M2.6		Pan, round, flat M3.0 / Binding M2.6
F3-10	5.5	4.3	4.3	Binding M2.0		Pan, round, flat M2.3
F3-11	6.0	4.0	4.9	Binding M2.3		Binding M2.3
F3-15	3.8	2.8	2.8			Pan, round, flat M1.4
F3-16	3.5	2.5	2.5			countersunk, round countersunk, M1.2
F3-17	4.3	3.3	3.3			Pan, round, flat M1.7

● For different specifications, please contact the HIOS distributor. ● 3 mouthpieces per pack.

## B Applicable bit

H4	Screw recess	Screw size	Bit	Order code
	JIS plus	M2.0-M2.6	BP-H4-#1-3.0-40(60)(80)	BP4130040(60)(80)
	JCIS plus	M3.0	BP-H4-#2-4.0-40(60)(80)	BP4240040(60)(80)
	JIS minus	M1.4 Class 1	BP-H4-#0-1.8-40(S)(60)(80)	BP4018040(S)(60)(80)
	JIS plus	M1.4-M1.7	BP-H4-#0-2.0-40(60)(80)	BP4020040(60)(80)
	JCIS plus	M2.0-M2.6	BP-H4-#0-2.5-40(60)(80)	BP4025040(60)(80)
	JIS minus	M1.2	BS-H4-2.0-40(60)(80)	BS420040(60)(80)
	JIS plus	M1.4	BS-H4-2.5-40(60)(80)	BS425040(60)(80)
	JCIS plus	M1.7-M2.0	BS-H4-3.0-40(60)(80)	BS430040(60)(80)
	JIS minus	M2.3-M3.0	BS-H4-4.0-40(60)(80)	BS440040(60)(80)

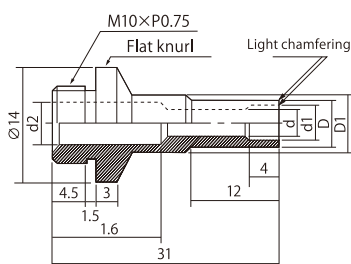
● The 0 in the list means total length of the bit.

● For special order item 1.8 x 40, please contact the HIOS distributor.

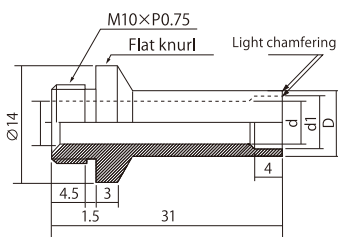
## A Mouthpiece

### F6 Std. 31mm (Total length)

Cross-sectional view of mouthpiece A



Cross-sectional view of mouthpiece B

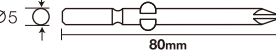
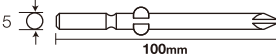


The material of a mouthpiece is BS (brass) only.

Drawing	Order code	Mouthpiece reference dimensions (mm)					Screw head shape and screw size	
		D	D1	d	d1	d2	JIS plus (Machine screw)	JIS minus (Machine screw)
B	F6-00	8.0	—	—	—	—	Custom screw	Custom screw
	F6-01	4.6	7.0	3.5	3.6	5.5	Pan, round M2.0	Pan, round M2.0
A	F6-02	5.1	7.0	3.5	4.1	5.5	Pan, round M2.3 / countersunk, round countersunk M2.0	Pan, round M2.3
	F6-03	5.8	7.0	3.5	4.5	5.5	Pan, round M2.6 / Binding, truss M2.0	Binding, truss M2.0
B	F6-04	7.0	—	5.5	5.5	—	Pan, round M3.0 / Binding M2.6	Pan, round M3.0 / Binding M2.6
	F6-05	7.5	—	5.5	6.0	—	Countersunk, round countersunk M3.0	Truss M2.6
	F6-06	8.5	—	5.5	7.0	—	Pan, round M4.0 / truss M3.0	Pan, round M4.0 / truss M3.0
A	F6-09	6.5	7.0	3.5	5.2	5.5	Countersunk, round countersunk M2.6	Truss M2.3
	F6-10	14.0	—	—	—	—	Custom screw	Custom screw
	F6-11	7.7	—	5.5	6.3	—	Binding M3.0	Binding M3.0
B	F6-13	9.7	—	5.5	8.3	—	Binding M4.0	
	F6-16*	9.4	—	5.5	8.0	—	Countersunk, round countersunk M4.0	
	F6-22*	9.7	—	7.5	8.3	—		Binding M4.0

\* Special order ● For different specifications, please contact the HIOS distributor. ● 3 mouthpieces per pack.

## B Applicable bit

H5	Screw recess	Screw size	Bit	Order code
	JIS plus	M2.0-M2.6	BP-H5-#1-3.0x80	BP5130080
	JCIS plus	M3.0-M5.0	BP-H5-#2-5.0x80	BP5250080
	JIS minus	M2.0-M2.3	BS-H5-3.0x80	B5530080
	JIS minus	M3.0-M4.0	BS-H5-5.0x80	B5550080
	JIS plus	M2.0-M2.6	BP-H5-#1-3.0-100	BP5130100
	JCIS plus	M3.0-M5.0	BP-H5-#2-5.0-100	BP5250100
JIS minus	M3.0-M4.0	BS-H5-5.0-100	B5550100	

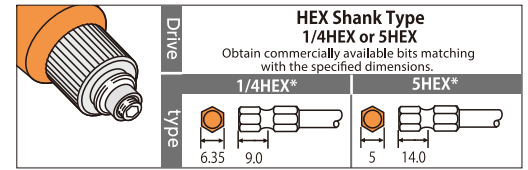
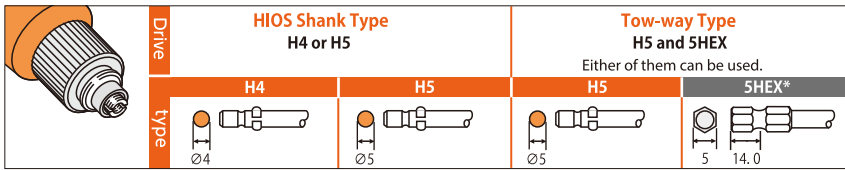
● Truss: For M3.0, use #1.



# Order Code / International Standard Certifications

## ORDER CODES

Please specify bit drive by using order code for purchasing.



\*commercially available

BLG-BC2 Series		
Model	Order Code	Bit Drive
<b>Lever Start</b>		
BLG-4000BC2	BLG-4000BC2	H4
	BLG-4000XBC2	1/4HEX
BLG-4000BC2-LT	BLG-4000BC2-LT	H4
<b>Lever Start and Push-to-Start</b>		
BLG-5000BC2	BLG-5000BC2	H4
	BLG-5000H5BC2	H5and 5HEX★1
	BLG-5000X5BC2	H5and 5HEX★2
	BLG-5000XBC2	1/4HEX
BLG-5000BC2-15	BLG-5000BC2-15	H4
	BLG-5000H5BC2-15	H5and 5HEX★1
	BLG-5000X5BC2-15	H5and 5HEX★2
	BLG-5000XBC2-15	1/4HEX
BLG-5000BC2-18	BLG-5000BC2-18	H5and 5HEX★1
	BLG-5000X5BC2-18	H5and 5HEX★2
	BLG-5000XBC2-18	1/4HEX
BLG-5000BC2-HT	BLG-5000BC2-HT	H5and 5HEX★1
	BLG-5000XBC2-HT	1/4HEX
BLG-7000BC2	BLG-7000BC2	H5and 5HEX★1
	BLG-7000XBC2	1/4HEX
BLG-7000BC2-GT (Grip Type)	BLG-7000XBC2-GT-HANDLE	1/4HEX
<b>Push Start</b>		
BLG-7000BC2-GT	BLG-7000XBC2-GT-S	1/4HEX

BLG-BC2 Variations		
Q Suction		
If you wish to purchase a suction part, please select the screwdriver and the suction unit (suction attachment, mouthpiece and bit) on P. 7-P8 before ordering.		
Power Supply		
Model	Order Code	Plug
T-45BL	T-45BL	A (100V)
	T-45BL-UL	A2 (120V)
	T-45BL-TH	A3 (220-240V)
	T-45BL-EU-HK	C (220-240V)
	T-45BL-UK-SP	BF (220-240V)
	T-45BL-CN	S (220-240V)
T-70BL	T-70BL	A (100V)
	T-70BL-UL	A2 (120V)
	T-70BL-TH	A3 (220-240V)
	T-70BL-EU-HK	C (220-240V)
	T-70BL-UK-SP	BF (220-240V)
	T-70BL-CN	S (220-240V)
T-80BL	T-80BL	A (100V)
	T-80BL-UL	A2 (120V)
	T-80BL-TH	A3 (220-240V)
	T-80BL-EU-HK	C (220-240V)
	T-80BL-UK-SP	BF (220-240V)
	T-80BL-CN	S (220-240V)

Peripherals		
Model	Order Code	Note
<b>Vacuum Pump</b>		
VP-3	VP-3	A (100V)
<b>Dedicated Cable for External I/O</b>		
BLG-BC2-3012	BLG-BC2-3012	One-touch Type
BLG-BC2-3010	BLG-BC2-3010	Phone Plug Type
<b>External I/O Box</b>		
BLG-IO-P ro1	BLG-IO-P ro1	—
<b>Serial-to-Parallel Conversion Box</b>		
BLG-IF2	BLG-IF2	—

Model	Order Code	Applicable Model
<b>Vertical Screwdriver Operating Stands</b>		
VMS-40	VMS-40	BLG-4000-BC2 BLG-5000BC2 Series (Except BL-7000BC2)
VMS-50	VMS-50	

Note: Please purchase a VMS screwdriver holder for BC2 separately.

Model	Holder model
BLG-4000-BC2 BLG-5000-BC2 Series	VMS-0900-BLG45

★1 HIOS Shank H5 comes with the product as a standard accessory. ★2 No bit comes as a standard accessory.

## INTERNATIONAL STANDARD CERTIFICATIONS

### [Cautions]

● Different order code system applies to China CQC mark certified products. Please contact the HIOS distributor before ordering. ● For the GB Safety Standard(UKCA), please contact the HIOS distributor.

1	CE	European Safety Standard CE Compliant Products
2	CQC	China Quality Certification CQC Compliant Products
3	CCC	China Compulsory Certification CQC Compliant Products
4	UL cUL	US Canada Safety Standards UL / cUL Compliant Products
5	ESD	Anti-electrostatic IEC61340 compliant products
6	ESD	Supporting anti-electrostatic (surface resistance: 3 x 10 <sup>12</sup> Ω or less)
7	RoHS	RoHS compliant products
8	10	China RoHS compliant products

Model	1	2	3	4	5	6	7	8
<b>BLG-BC2 Series</b>								
BLG-4000BC2	○	○	—	—	○	—	○	○
BLG-4000BC2-LT	○	○	—	—	○	—	○	○
BLG-5000BC2	○	○	—	—	○	—	○	○
BLG-5000BC2-15	○	○	—	—	○	—	○	○
BLG-5000BC2-18	○	○	—	—	○	—	○	○
BLG-5000BC2-HT	○	○	—	—	○	—	○	○
BLG-7000BC2	○	○	—	—	○	—	○	○
BLG-7000BC2-GT	○	—	—	—	—	—	—	—
BLG-IO-Pro1	—	—	—	—	○	○	○	○

Model	1	2	3	4	5	6	7	8
<b>Power Supply DC Screwdrivers</b>								
T-45BL	○	—	○	○	—	○	○	○
T-70BL	○	—	○	○	—	○	○	○
T-80BL	○	—	○	○	—	○	○	○
<b>Vertical Screwdriver Operating Stands</b>								
VMS-40	—	—	—	—	—	—	○	○
VMS-50	—	—	—	—	—	—	○	○
<b>Vacuum Pump</b>								
VP-3(AC100V)	—	—	—	—	—	—	○	○

## RELATED VIDEOS

You can watch videos showing how to use HIOS screwdrivers and examples of fastening errors detected in detail on our website. Please check them out.



Jukurenko Content



With This-No Mistakes Setup options



With This-No Mistakes Detectable errors in screw tightening



With This-No Mistakes Direct teaching

## HIOS Inc.

Head Office: 1-35-1 Oshiage, Sumida-ku Tokyo, Japan 131-0045 Phone: +81(Japan) 3-6661-8821 FAX: +81(Japan) 3-6661-8828

Osaka Office: 18F Naniwasuji SIA Bldg., 2-4-2 Shinmachi, Nishi-ku, Osaka City, Japan 550-0013 Phone: +81(Japan) 6-6533-0903 FAX: +81(Japan) 6-6534-0609

Nagoya Office: 8F Kirix Marunouchi Bldg., 1-17-19 Marunouchi, Naka-ku, Nagoya, Aichi Pref., Japan 460-0002 Phone: +81(Japan) 52-219-5566 FAX: +81(Japan) 52-219-5558

Yamagata Factory: 5 Takagi, Yamagata City, Yamagata Pref., Japan 990-2346 Phone: +81 (Japan) 23-645-8100 FAX: +81 (Japan) 3-645-2546

HIOS (SHENZHEN) Co., LTD.: 10D Room, Seaview Square, No.18. Taizi Road, Shekou Nanshan District, Shenzhen, Guangdong Province, China 518000 Phone: +86 (China) 755-26674278 FAX: +86 (China) 755-26858347

- Please note the specifications and appearance may change as improvements are made.
- Using copies or reproduction of this general catalog without permission is prohibited.
- The information presented in this catalog is current as of April 2022.
- Catalog number: EK-A034(22A)



### Cautions for Safety

Read the instruction manual carefully before use and operate the screwdriver for its intended purposes.  
Always use the specified current and voltage.



<https://hios.com>