

TRESTON



GO BEYOND THE TRADITIONAL WORKSPACE

Mobile ergonomics with Treston trolleys

Bring close to work | Enjoy the ergonomics | Customise with ease



Trolleys for any industrial and technical working environment

A quality trolley improves productivity

In industrial and technical environments, work is not always stationary and work equipment needs to be moved between workspaces. Ergonomic trolleys that are light to move make this easier, whilst simultaneously improving productivity at work. The durable Treston trolleys are modular and, using standard accessories and add-ons, they can be customised to meet any need.

Our high-quality technical products fulfil the highest requirements, offer outstanding value for money and meet the requirements of every single workspace – from production to maintenance, to in-house logistics to picking and packing, as well as ESD areas and R&D.



Universal use



Transportation and mobile storage



Packing and carton storage



Additional mobile work surface



The guarantee period for products manufactured by Treston is 5 years (Concept battery 1 year) from the date of delivery; this excludes workbench tops, trade parts, electronic components, custom made articles and moving parts, for which there is a guarantee period of 2 years.

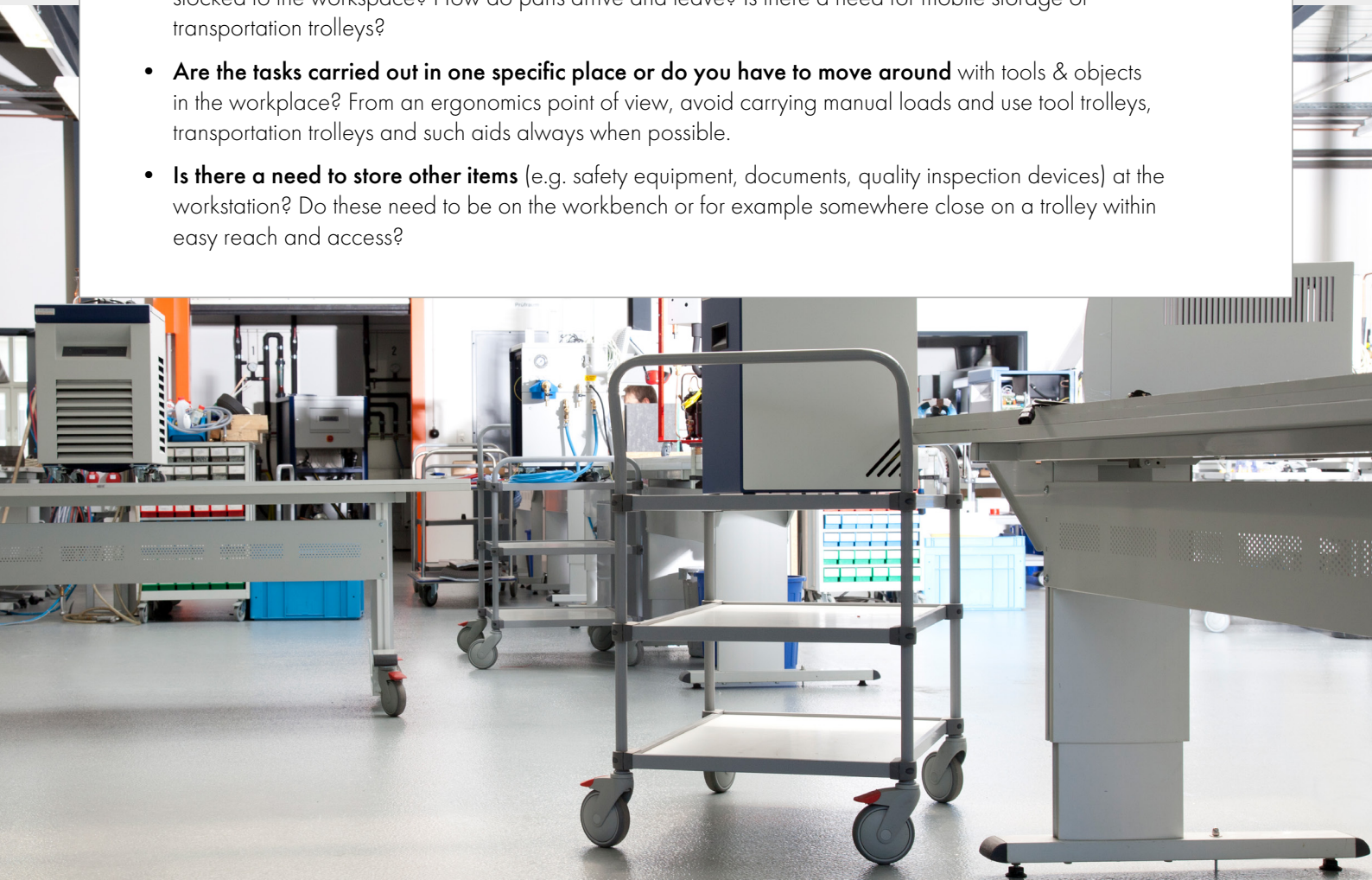


How to design an ergonomic, functional, and productive workspace?

The purpose of a workstation or workspace is the first factor when determining the basic requirements and accessories for it. What kind of tasks are carried out in the workspace and how? The second factor is the person doing the work. The personal needs and requirements may change considerably from one employee to another as no two people are alike. When a workstation, be it a workbench, assembly line or a trolley, is equipped for the task and adjusted to the individual's needs, each phase of the production process can be completed without a delay, with accuracy, and with maximum comfort.

Consider the following issues when designing an ergonomic, functional and productive workspace:

- **What tasks are carried out at this workstation?** What is the component weight & size handled at this workstation? These set the basic requirements for the workbench type, load capacity, size of work surface as well as range of accessories selected.
- **Are there several people working at this workstation?** Are there several different tasks carried out at this workstation that require different working postures? These have an effect on what kind of height adjustment method should be chosen for the workbench: Allen key, hand crank or electric height adjustment.
- **What is the space available for use?** Make sure there is enough space for all the needed equipment and materials at the workstation and that furniture and equipment are positioned for supporting smooth workflows and processes. Sufficient space should be reserved for completing the tasks and moving around in the workspace.
- **How do the in-house logistics flows affect the workspace layout?** How are components and materials stocked to the workspace? How do parts arrive and leave? Is there a need for mobile storage or transportation trolleys?
- **Are the tasks carried out in one specific place or do you have to move around** with tools & objects in the workplace? From an ergonomics point of view, avoid carrying manual loads and use tool trolleys, transportation trolleys and such aids always when possible.
- **Is there a need to store other items** (e.g. safety equipment, documents, quality inspection devices) at the workstation? Do these need to be on the workbench or for example somewhere close on a trolley within easy reach and access?



What to consider when selecting a trolley?

Selecting the right trolley is not complicated, but there are certain considerations to take into account to ensure you get the best possible trolley for your needs.

- 1. Why do you need the trolley?** What is its purpose? Are flexibility and easy reconfiguration important features of the trolley? If you have a fixed task and fixed need for the trolley, a specific trolley for that need will most likely be the best solution for you. But if you need a trolley that can be easily adapted to changing needs and production processes, choose a trolley that has a modular structure, a wide range of accessories, and good ergonomics, which will help you flexibly adapt the trolley to a multitude of tasks.
- 2. What are the objects being handled on the trolley?** Are you moving lightweight boxes of the same size and weight or bulky equipment that can differ in size and weight? The weight and shape of the objects handled determine the load capacity and shelf and work surface size of your trolley. If the size of handled objects varies, select a height adjustable work surface and/or shelves to ensure proper ergonomics no matter what size of objects you handle. Tilted shelves improve access and handling of objects, as it enables you to work from your power zone (see page 6).
- 3. How are the objects handled?** Are they sorted or unsorted? Can you stack them or are they loose? Especially for unsorted and loose objects, it is better to equip the trolley shelves with edges and/or rubber mats, to ensure the goods do not fall over when moving. Remember though that shelves with edges make it more difficult to handle, lift and lay down heavy objects. Another possibility is to use a caged trolley, where the side walls of the trolley are at least partially closed in order to help keep objects in place. Mesh panels are a good option for this: they allow visual inspection and keep the construction light.
- 4. What kind of working environment is it?** Do you have to enter doors with the trolley? How wide are the walkway spaces? If you have to move through doors in different workspaces and/or long distances within the space, check the walkway and door widths to ensure sufficient space.
- 5. What type of castors should I have?** A quality castor is of the appropriate size in relation to the working environment and purpose of the trolley. See the next spread of this leaflet for more information on castors.
- 6. How about handles?** Trolleys that are moved around a lot and transported for longer distances should be equipped with at least one handle, to make handling, pushing and pulling easy, effortless and ergonomic. See the next spread of this leaflet for more information on handles.
- 7. How often is the trolley used?** If you have a trolley in active everyday use, invest in a high quality, reliable and durable trolley with high quality castors. This might be a more expensive initial investment, but in the long run a high quality trolley will pay for itself with its long lifetime and flexibility in use.
- 8. Consult the people using the trolley in their work.** They have the best hands-on experience and can give valuable input on the required features, such as size and load capacity, as well as on the accessories needed to perform the work ergonomically and efficiently. Knowing your loads helps you to buy equipment of appropriate capacity.
- 9. How ergonomic is the trolley?** As a quick ergonomics check, make sure the handles, work surfaces, and accessories are easily height adjustable to adjust to the worker and task at hand to ensure proper ergonomics. Further information on ergonomics for manual handling of loads is on the next spread.

Why choose Treston trolleys?

For a better working environment

Treston is one of the world's leading suppliers of industrial furniture and workstations. For over 50 years we have been a pioneer in designing ergonomic furniture and work environments: we affect the work environment of over a million employees annually with over 500,000 workstations delivered over the years.

Our customers can rely on us to provide them with expert services for building quality ergonomic work environments. Treston trolleys comply with the philosophy of LEAN manufacturing, and our wide range of products with ESD protection is suitable for use in ESD protected areas (EPA).

Unique and universal

Treston trolleys can be accessorized and configured to store, transport and organize any type of materials. Our trolleys can be customised for a wide range of applications with various types of accessories from adjustable shelves, bins, perforated panels & hooks, IT accessories, to tool cabinets and more.

Their modular structure, easy accessory height adjustment and very wide range of accessories make the Multi and Basic trolleys unique trolleys in the market. The features of these trolleys make them universal in use: depending on the frame size and accessories selected, the same trolley can be used as mobile tool storage, materials & components stock, packing material storage, picking trolley, equipment stands, additional work surface, and transportation trolley – your imagination is the limit.

Accessories in many of our workbenches and trolleys are modular in widths M500/M750/M900 mm. These modular accessories are interchangeable and can be used both in trolleys as well as in workbenches. It does not get more universal than this!

Ergonomic and efficient

The key characteristic of Treston trolleys is easy and effortless movability while either empty or fully loaded. A trolley that is easy to manoeuvre is a joy to use and push, even over those slightly higher thresholds. High quality, large castors ensure this.

Treston trolleys are designed with the user and ergonomics in mind, for example in terms of pushing, as well as other factors that affect usability. When the trolley's push handle is the right shape and at the right height, moving the trolley when it is loaded will provide an easy power grip and does not cause physical strain. Height adjustable accessories add the final touch, making Treston trolleys an ergonomic and efficient choice.

Convenient and cost-saving

According to the philosophies of LEAN and the 5S method, the implementation of the manufacturing process should be based on optimising the organisation of tools, material flow, and people; avoiding loss and unnecessary work; and minimising setup times. The goal is to continuously improve the fluency of work processes by consulting those who do the work. Treston trolleys, of which many can be easily modified with accessories, support LEAN thinking and enable optimised process design and implementation.

Highly flexible Treston trolleys with modular structure, height adjustable and interchangeable accessories have a long lifetime, are easy to adjust to various changing needs and enable easy layout changes. Convenient and cost-saving in many ways!

BRING CLOSE TO WORK

ENJOY THE ERGONOMICS

CUSTOMISE WITH EASE

Ergonomics for manual handling of loads

Manual handling of loads (also known as MMH – manual materials handling) means moving or handling things by lifting, lowering, pushing, pulling, carrying, holding, or restraining. Manual handling of loads is generally considered to be an occupational risk factor for low back and shoulder complaints (1) and it is in fact the most common cause of occupational fatigue, low back pain and lower back injuries (2, 6). Therefore, it should not come as a surprise that paying attention to ergonomics for manual handling of loads is extremely important for the safety and health of the workers as well as for the efficiency and productivity of the processes.

Pushing and pulling from an ergonomics viewpoint

Pushing and pulling are the two physical tasks most commonly related to working on and operating trolleys. The most common risk factors, related to pushing and pulling tasks, which could hinder the ergonomics, are forceful pushing/pulling, trolley design that does not promote neutral body postures, wrong direction of exerted forces (e.g. pulling when you should be pushing), one handed pushing or pulling, too heavy loads and wrong handle height. (1, 6)

A task suitable trolley that adapts to the size of the user is the answer to reducing the risk of work related musculoskeletal disorders (WMSD), especially for lower back, knee and shoulder injuries. (3, 4) When selecting a trolley for the task, you should always consider the human body power zones, where people have the greatest strength and most comfort working. See the image on the right as a reference. Trolley design should ensure that pushing and pulling can be done from the optimal height, between the knuckle and shoulder height of the worker, with the arms as close to the body as possible. Working in your power zone reduces the start force needed for pushing and pulling, reduces the effort and force needed to perform work tasks, and reduces the stress on your back and shoulders.

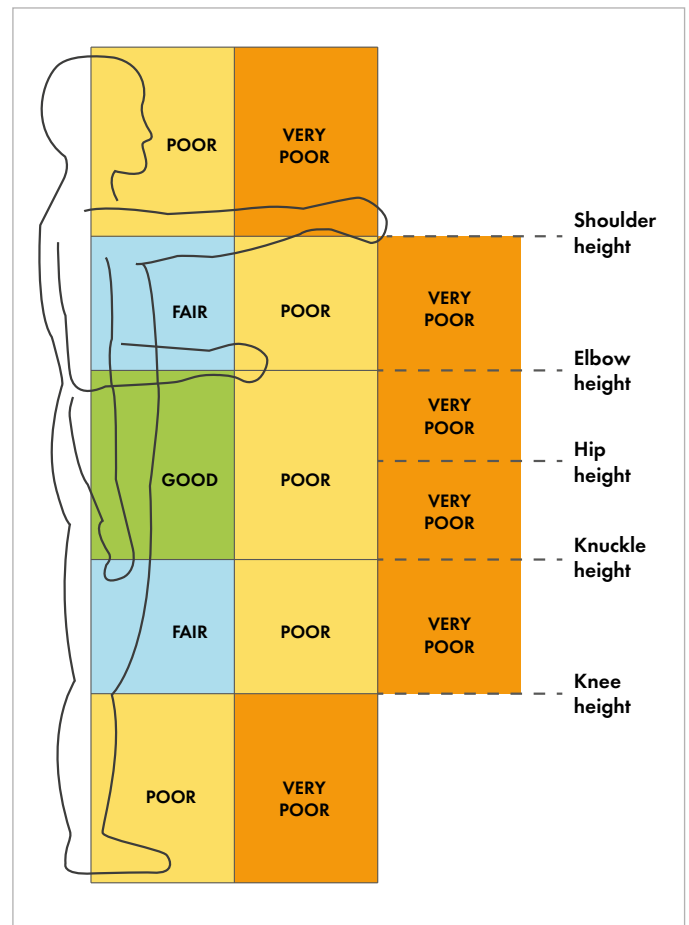


Illustration on the power zones where people have the greatest strength and most comfort, in regards of lifting and placing loads, pushing and pulling (i.e. above the knees, below the shoulders, and close to the body).

CHANGE IN THE NATURE OF MANUAL LOAD HANDLING TASKS

In the past decades, industrial workspaces have been mostly redesigned so that carrying objects has been replaced by transporting objects by pushing or pulling them in trolleys, carts, hand pallet trucks and such. For example, in the automotive supply sector about 10% of all working processes involve pushing and pulling on a regular and repetitive basis. (3)

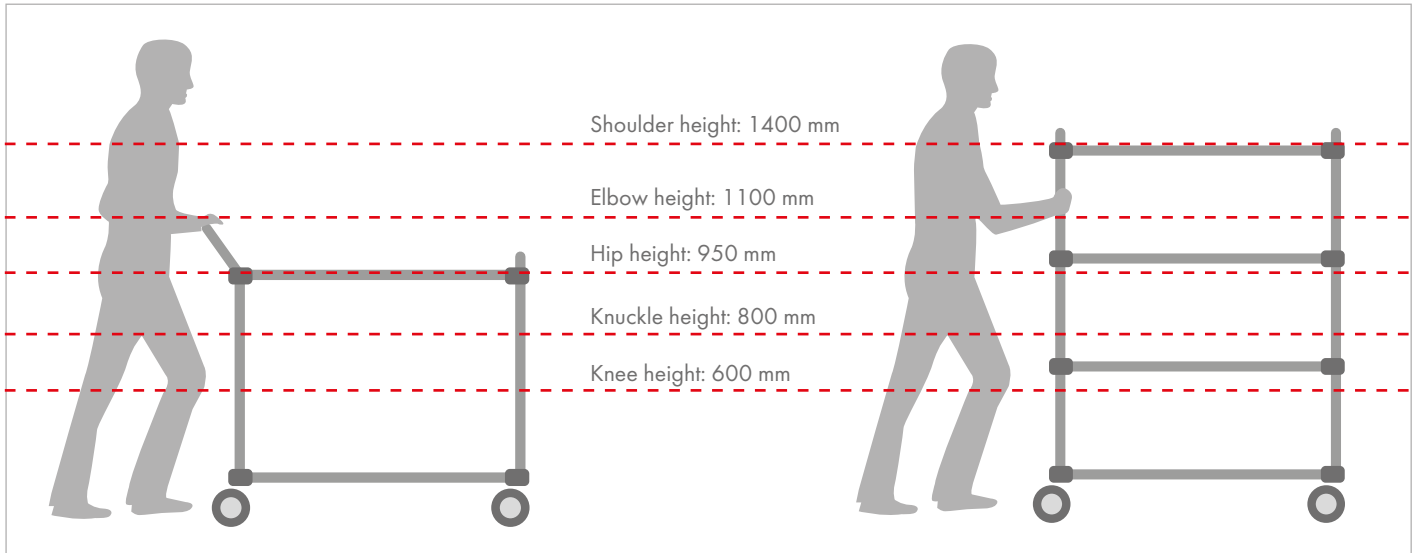
In addition, the rapid growth of the e-commerce sector has increased the number of distribution centres worldwide. The primary job at these distribution centres is order picking and delivery, where manual handling aids such as carts, trolleys, hand pallet trucks and such are used to perform the tasks. The use of these aids has again eliminated carrying objects, changing the nature of manual load handling tasks predominantly to pushing and pulling.

In general, it has been estimated that nearly half of common manual load handling tasks in workplaces consist of pushing and pulling exertions performed on level surfaces and variable inclined ramps. (4)

Consider the handle position and design

Vertical handles are considered the most optimal, as every sized worker is able to grasp the handles in their unique power zone. Handles can be horizontal as well, as long as they are the correct height for the user. Preferred handle height is between the shoulder and knuckle height of the worker, optimising the force applied for pushing and pulling. See image “Elbow height is the optimal position in regard to push forces” for reference. (6)

The optimal shape for handles is cylindrical and smooth, which allows the best power grip with straight wrists. The handle diameter should be big enough to enable power grip instead of pinch grip. Power grip provides up to 75% more strength compared to pinch grip. Power grip involves grasping the handle by wrapping all the fingers around it, instead of grasping with thumb and tips of the other fingers. (6)



Elbow height is the optimal position in regard to push forces. Displayed heights are indicative for average sized male.

Castors play an important role

A quality castor is of the appropriate size in relation to the working environment and purpose of the trolley. The bigger the castor, the easier it is to move the trolley. For example, big castors make it easier to push the trolley over thresholds and other similar obstacles. The tread in quality castors withstands wear and tear. The wheel/tread material is not the only factor influencing the usability and easy movability of the trolley, as the flooring material also affects how well the castor rolls and moves.

Swivel castors are also handy on a trolley, making it easy to manoeuvre even in small spaces. We recommend using four swivel castors in tight spaces, making it easier to turn and control loads. Strong castor brakes lock the trolley in position, making sure that it stays where it is supposed to be.

Castors have a big effect in minimizing the start forces needed to get the trolley moving as well as in reducing the rolling resistance and therefore play an important role in ensuring proper ergonomics. The amount of force required to move loads with trolleys depends on a number of factors:

- weight and shape of the load
- type and condition of floor surface (e.g. smoothness and density)
- route taken (e.g. slopes and obstacles)
- type of castor, especially the materials used
- size of castor
- maintenance of castors – cleaning, lubricating and/or replacing castors on a regular basis has a vital effect in maintaining the ride comfort and minimizing the push effort. (6)



Task experience is the key to reducing strain

Task experience and correct working technique in pushing and pulling play an important role in reducing some measures of biomechanical strain and therefore yield potential for reducing the risk of injury. (3) For example, pulling a lighter weight trolley at hip height, with arms outstretched, would result in very high compressive force at the lower back, as opposed to pushing a much heavier trolley between shoulder and elbow height, arms closer to body, which results in much less of a compressive force at the lower back. (1) As a reference, see the illustration on the power zones where people have the greatest strength and most comfort.

If your goal is to ensure efficient processes and ergonomic working conditions, start by selecting the correct type of trolley for the task and then orientating all workers with the physical aspects and best working techniques for the specific task at hand. No matter how fancy the features of your trolley, if your workers use bad techniques while performing their tasks with the trolley, you are sure to increase the risk of injuries and create inefficiency in processes. If necessary, modify work practices so that workers can perform their tasks and work within their power zone.



Although there is no exact weight limit that is safe, a weight of 20–25 kg is heavy to lift for most people and it thus increases the risk of back injury. (5)

Sources

1. Hoozemans Marco, Kuijer P, Kingma I, van Dieën J, de Vries W, van Der Woude L, Veeger D, van Der Beek A, Frings-Dresen M. 2004. Mechanical loading of the low back and shoulders during pushing and pulling activities. *Ergonomics*, 15 January 2004, Vol. 47(1), pp.1-18.
2. <https://www.ccohs.ca/oshanswers/ergonomics/mmh/mmhintro.html>
3. Argubi-Wollesen A, Wollesen B, Leitner M, Mattes K. 2017. Human Body Mechanics of Pushing and Pulling: Analyzing the Factors of Task-related Strain on the Musculoskeletal System. *Safety and Health at Work*, March 2017, Vol. 8(1), pp.11-18.
4. Nimbarde A, Sun Y, Jaridi M, Hsiao H. Biomechanical loading of the shoulder complex and lumbosacral joints during dynamic cart pushing task. *Applied Ergonomics*, September 2013, Vol. 44(5), pp.841-849.
5. <https://osha.europa.eu/en/publications/factsheet-73-hazards-and-risks-associated-manual-handling-loads-workplace/view>
6. National Institute for Occupational Safety and Health (NIOSH). Ergonomic Guidelines for Manual Material Handling. <https://www.cdc.gov/niosh/docs/2007-131/pdfs/2007-131.pdf>



WHAT OUR CUSTOMERS SAY

"Our choice was based on design, ergonomics and service life. Treston's durable furniture, with Scandinavian design, was a perfect solution for us. Our employees work with small details, so they needed a comfortable workplace with an efficient organization of production space".

Mr Alexey Doodin, Operational Manager of SPA StarLine.

Read all our customer stories at: <https://www.treston.com/about-us/customer-stories>





Universal trolleys

These Treston trolleys can be equipped and accessorised for any task and function. The modular frame structure with upright tubes ensures proper ergonomics, as all accessories are easily height adjustable to suit the user's specific needs and gives limitless accessory options with the modular M500/M750/M900 accessories. These trolleys have a long lifetime and give value for your money, as they can be easily adjusted to meet changing needs and adjustments in production processes.

Detailed product data and product codes starting from page 21.

Basic trolley – do not let the name fool you, there is nothing basic about this trolley!

This modular trolley equipped with an ergonomic handle has a very wide range of height adjustable accessories for adapting the trolley to meet the user's specific needs. Effortless adaptability makes this trolley an ideal solution for LEAN production environments. Though sturdy and with a large load capacity, the Basic trolley is effortless to move due to the large 125 mm castors. Two sided – possibility to accessorise both sides with different accessories. Truly a universal trolley that can function, for example as tool trolley with perforated panels & hooks, mobile storage with stacking bins or as transportation trolley with adjustable shelves.



Upright module frame



Ø125 mm



350 kg



UNIQUE: Ergonomic, effortless to adapt and move, ideal for LEAN environments

- The frame includes a handle, a bottom shelf and a rubber mat as standard parts
- All M750 module accessories are compatible with the trolley – over 150 options to choose from!
- Ideal for LEAN environments
- Four swivel castors, two with brakes



WATCH this animation showcasing Basic trolley
<https://vimeo.com/212715615>





Multi trolley – the most adaptable trolley with three frame widths and two heights and dozens of accessories

Multi trolley is available in three different widths: M500, M750 and M900. This means that all our module-sized height adjustable accessories can be used with the trolley. Multi trolley is also two sided – possibility to accessorise both sides with different accessories. These features make Multi trolley our most adaptable trolley and thus it serves universal needs. Multi trolley supports heavy loads, but is at the same time easy to move, making it also simple to transport heavy loads, such as equipment and measuring units. Depending on the accessories chosen, it serves as transportation trolley, mobile storage, equipment rack, packing material trolley, picking trolley, tool trolley and much more!



Upright module frame



Ø100 mm



300 kg



UNIQUE: Due to its modular structure, several size options and a very wide selection of height adjustable accessories Multi trolley adapts to any needs and functions

- Three frame widths, two frame heights, compatible with all M500/M750/M900 height adjustable accessories
- Select from ready made combinations or build your own configuration from a wide range of accessories.
- Sturdy shelves have height and tilt adjustment, edges, and rubber mats – safe to operate as loads keep in place
- Four swivel castors, two with brakes







WATCH this timelapse video showcasing the versatile usage options of Basic and Multi trolleys. <https://www.youtube.com/watch?v=4U0DQLQhK8g>



Fitters trolley – Sturdy and durable, low model trolley with wide range of accessories

Fitters trolley is especially handy for those tasks that are done sitting on a stool or a saddle chair and moving around the work object – the low model of the trolley keeps the tools and supplies ergonomically at the right height and easily accessible. Fitters trolley is often used in heavy duty environments, such as in maintenance and machinery assembly, but it can be easily accessorised for many different tasks and work environments.




Upright module frameØ100 mm300 kg




UNIQUE: Ensures proper ergonomics for tasks done sitting on a stool or saddle chair and while moving around the work object

- Four different ready-to-use combinations
- Can also be easily configured for wide range of tasks due to large selection of accessories
- All M750 module accessories are compatible with the trolley – tens of options to choose from!
- Four swivel castors, two with brakes

Treston Tower storage and workstation unit – 4-sided, movable little giant for efficient storage and work

Being versatile and easily customisable for different environments and tasks, the Treston Tower storage and workstation unit is ideal for, for example vehicle and machinery assembly lines, service and maintenance departments, and for any work that requires plenty of mobile storage and workspace near the product. The frame is equipped with M750 upright frame module and thus almost all modular size M750 height adjustable accessories are compatible with this storage and workstation unit.



Upright module frameØ100 mm600 kg

UNIQUE: Up to 8 m² of versatile storage space and takes up less than 1 m² of floor space

- Ideal for facilities implementing LEAN and 5S philosophies because the open structure enables easy and quick visual review of the workstation
- Increases productivity and efficiency by saving time, since the tools and components are near the product and can be moved easily
- Enables proper ergonomics, since all tools and supplies can be placed at the correct height for the user
- Four swivel castors, two with brakes



WATCH this animation showcasing Treston Tower
<https://vimeo.com/360212786>





Transportation & mobile storage trolleys

Treston selection of transportation and storage trolleys includes several different options to choose from. These trolleys enable supplies and parts to be moved smoothly to wherever they are needed and store close to the workstation. These trolleys turn effortlessly in small spaces and have good storage capacity to be able to hold sufficient quantities of components and materials.

Detailed product data and product codes starting from page 24.



TRTA trolley – Lightweight trolley with lots of storage space and large castors - extremely easy to move around with

A sturdy and light-to-move trolley for use in transporting equipment, as intermediate storage, and in moving components and materials around in various environments. A sturdy steel frame and height-adjustable shelves make this a versatile trolley.



200 - 770/1340 mm



Ø125 mm



150 / 300 kg

UNIQUE: Easy movability, proper ergonomics and large storage capacity make this ideal for transportation and storage

- 6 frame sizes, with 2 or 4 shelves included
- Accessories: extra shelves, steel mesh panels at the ends of the trolley or on the sides, shelf dividers and document holder
- Large castors and light structure – easy to move
- Ergonomic power grip with round handles
- Four swivel castors, two with brakes



Storage trolley – cost-efficient storage solution

A standard trolley for basic storage and transportation needs. Three shelves, the middle one with height adjustment. Cost-efficient and compact in size.



Ø100 mm



90 kg



UNIQUE: Compact sized standard trolley for basic transportation and storage needs

- One frame size with three shelves, the middle one with Allen key height adjustment
- Load capacity per shelf is 30 kg, 90 kg in total.
- All shelves have a small edge and a rubber mat – no need to worry items might fall off
- Four swivel castors, two with brakes

Stacking bin trolley – A sturdy, double-sided trolley for stacking bins of your choice

The solid steel-frame trolley is a double-sided storage fixture for attaching four different sizes of stacking bins, to meet all kinds of needs: up to 112 stacking bins per trolley. Wide variety of M750 module height adjustable accessories can be attached to the trolley as well. Parts and products are easily accessible and in sight, and they can be effortlessly moved where needed.




Upright module frame



Ø100 mm



300 kg





UNIQUE: Sturdy, but easy to move small parts & component storage for various working environments


- Sixteen step-by-step height adjustable bin rails, eight bin rails per side, height can be adjusted easily without tools
- Four different stacking bins sizes to choose from
- Five standard colour options for the bins, including crystal-clear
- Four swivel castors, two with brakes

Cabinet trolley – Movable small parts storage at its finest


Cabinet trolley can be equipped with 8 bin cabinets of your choice. The bottom shelf makes the trolley sturdy and it can be used as an extra storage space. Optimal for small parts storage.



Upright module frame




Ø100 mm



300 kg

UNIQUE: Up to 480 separate bins in one trolley for maximizing your small parts storage

- Height of the cabinet fixing rails can be adjusted easily without tools
- See-through bins with wavy bottoms enable good visibility and easy picking of products
- All M750 module accessories are compatible with the trolley – tens of options to choose from!
- Four swivel castors, two with brakes





Packing material trolleys

Additional storage space is often needed at a packing station for different supplies, boxes, recycled materials, and rubbish. Handy trolleys designed with packing in mind provide space to keep boxes and other materials within arm's reach, but at the same time are easily moved aside as needed. Handy solutions for the storage and use of packing materials.

Detailed product data and product codes starting from page 25.



Low carton trolley LCT – for large cartons

Three dividers can be assembled crosswise or lengthwise. The fourth divider is a push handle. Designed especially for large cartons.



Ø100 mm



150 kg




UNIQUE: Easy to move carton trolley for large cartons

- One size
- Possibility to adjust dividers crosswise or lengthwise
- Four swivel castors, two with brakes

High carton trolley HCT – Ergonomic and easy to move carton trolley for various box sizes

Height adjustable shelves and dividers with stepless horizontal adjustment allow easy adjustment of the trolley for various sizes of cartons.

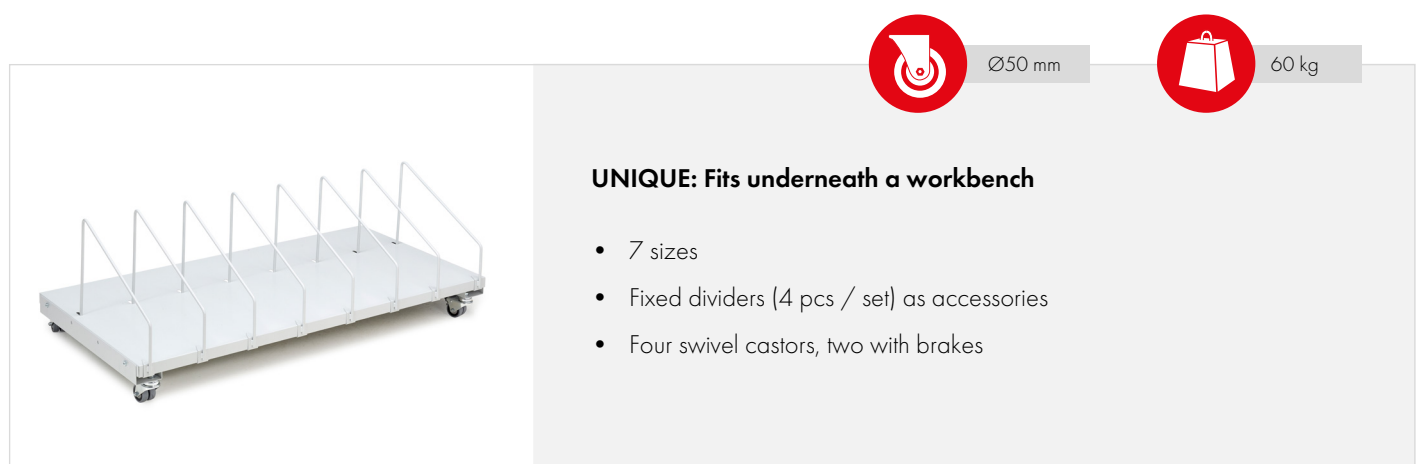


UNIQUE: Adjustable shelves and dividers allow configuration for various carton box sizes

- Includes 2 height adjustable shelves and 8 dividers in total, in two heights, with stepless horizontal adjustment
- Extra dividers as accessories
- Ergonomic power grip – vertical, round handle is optimal for users of any size and height
- Four swivel castors, two with brakes

Carton trolley – underneath a workbench

Floor level storage for cartons. This trolley can be positioned out of the way, underneath a workbench, for example.



UNIQUE: Fits underneath a workbench

- 7 sizes
- Fixed dividers (4 pcs / set) as accessories
- Four swivel castors, two with brakes



Additional mobile work surfaces





Additional worktop space (secondary working surface) is often needed in workspaces to store, for example task related equipment and devices and to provide additional workspace for tasks seldom but regularly carried out in the workstation. These extra work surfaces allow quick and easy layout changes in the workstation and production cell, if production requirements change. The primary purpose of these products is to act as additional work surfaces, that can be moved if necessary, but they are not designed for transporting and moving materials and components for long distances.

Our extensive range of additional mobile surfaces and smaller sized workbenches with castors provide a wide selection of options to choose from.

Detailed product data and product codes starting from page 26.


SAP trolley – bestseller!

Easy to move additional work surface that can be locked in place. Available in three sizes to meet different additional work surface needs. A handle, which makes moving the trolley easier, is available as an accessory. In addition, the SAP trolley can be equipped with bottom and middle shelves. The height can be adjusted with an Allen key, which means that the trolley adapts to handling various sizes of objects. The SAP trolley is often used together with Treston TP and TPH workbenches.

650 - 900 mmØ100 mm150 kg


UNIQUE: The best-selling Treston trolley!

- Three different sizes
- A handle, middle and bottom shelves available as accessories
- Four swivel castors, two with brakes



Concept trolley – sturdy steel framed work surface

A steel-framed additional work surface with height adjustment, suitable for many purposes. The integrated bottom shelf offers much needed extra storage space. Easy and effortless to move around as needed, but the castors with brakes ensure that the trolley stays firmly in place if needed. Well suited for use with Concept and WB workbenches.



650 - 900 mm

Ø100 mm

150 kg


UNIQUE: A space saver with multiple use

- Integrated bottom shelf
- Can be equipped with an additional shelf or Drawer unit 30 series
- Four swivel castors, two with brakes

EPA

Concept bench with electric height adjustment and battery – freedom of mobility

The smaller sized Concept workbenches, such as 1000 x 600 mm, equipped with castors, electric height adjustment, and battery set are an excellent option for workspaces where you need a compact size, easily height adjustable, and mobile work surface. You get all the ergonomic benefits of easy, electric height adjustment, and freedom of mobility with the battery set – no need to worry if the power cables are long enough for moving the work surface around the workspace. Battery set sold only to EU countries.



850 - 1250 mm

Ø100 mm

300 kg

UNIQUE: Freedom of mobility without worrying about power cables – operated with a battery

- 15 size variations in frames
- Wide range of accessories and add-on products for easy customisation
- Four swivel castors, two with brakes


NEW!




EPA

Available from Spring 2021

1000 mm wide Workshop bench with castors – for heavy use

The smaller sized Workshop bench with castors is an excellent choice as an additional work surface for heavier industry, for example workshops, automotive and other repair shops, maintenance units, and challenging environments in which chemicals or heavy loads are handled on a daily basis.




780 - 1000 mmØ100 mm500 kg




UNIQUE: Load capacity up to 500 kg!

- Sturdy model that can withstand heavy wear and tear
- 5 table top options: steel top 1.5 or 3 mm, wood or vinyl top with steel or plastic edge trim
- Wide range of accessories and add-on products for easy customisation
- Two swivel castors with brake and two fixed castors

MLCT Mobile height adjustable work surface – for light loads and tight spaces

Compact sized additional work surface with easy gas spring height adjustment is ideal for tight spaces and tasks where easy manoeuvrability is a must. Optimal for handling light loads and small sized objects. Ideal also for laptop use. Suitable for technical and EPA environments where easy ergonomics and mobility are required.




760 - 1185 mmØ100 mm40 kg

UNIQUE: Easy height adjustment with gas spring

- Easy to move around due to the light construction - aluminium frame, symmetric steel legs
- Accessories available: Accessory box underneath the table top, accessories basket to the frame and a folder holder
- Four swivel castors, two with brakes

NEW!



Product data

Basic trolleys

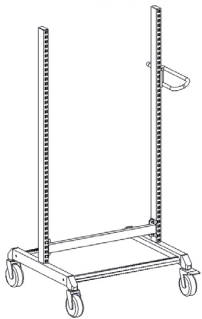
Name	Size W x D x H mm	Max load kg	Code	Code ESD
Basic trolley 1 *	780 x 715 x 1630	300	BT-170B	BT-170B ESD
Basic trolley 2	800 x 715 x 1625	350	C 740 07 102	C 740 49 102
Basic trolley 3	800 x 715 x 1625	350	C 740 41 003	C 740 49 003
Basic trolley 4	800 x 715 x 1625	350	C 740 07 004	C 740 49 004
Basic trolley 5	800 x 715 x 1625	350	C 740 41 105	C 740 49 105
Basic trolley frame**	800 x 715 x 1625	350	859 859-41	859 859-49

* Up to 112 stacking bins can be attached to one trolley, must be ordered separately.


** Basic trolley frame includes bottom shelf and rubber mat.



See <https://www.treston.com/trolleys/workshop-trolleys/basic-trolley> for full list of accessories available, such as bin rails and bins, larger selection of shelves, perforated panels, etc.



Basic trolley frame



Basic trolley 1




Basic trolley 2



Basic trolley 3



Basic trolley 4



Basic trolley 5

Multi trolleys

Name	Module	Outer dims W x D x H mm	Code	Code ESD
Multi trolley 1	M500	530 x 715 x 1130	C 721 41 001P	C 721 49 001P
Multi trolley 1	M750	780 x 715 x 1130	C 721 41 002P	C 721 49 002P
Multi trolley 1	M900	935 x 715 x 1130	C 721 41 003P	C 721 49 003P
Multi trolley 2	M500	530 x 715 x 1630	C 722 41 001P	C 722 49 001P
Multi trolley 2	M750	780 x 715 x 1630	C 722 41 002P	C 722 49 002P
Multi trolley 2	M900	935 x 715 x 1630	C 722 41 003P	C 722 49 003P

Multi trolley 1 includes: a handle, one bottom shelf and one adjustable shelf, depth: 505 mm.

Multi trolley 2 includes: a handle, one bottom shelf and three adjustable shelves, depth 650 mm.



Multi trolley 2



Multi trolley 1



See <https://www.treston.com/trolleys/picking-and-storage-trolleys/multi-trolley> for full list of accessories available, such as bin rails and bins, larger selection of shelves, perforated panels, etc.

Multi trolley frame

Name	Module	Size W x D x H mm	Max load kg	Code	Code ESD
Multi trolley 1 frame	M500	530 x 715 x 1130	300	860 812-41	860 812-49
Multi trolley 2 frame	M500	530 x 715 x 1630	300	860 818-41	860 818-49
Multi trolley 1 frame	M750	780 x 715 x 1130	300	860 154-41	860 154-49
Multi trolley 2 frame	M750	780 x 715 x 1630	300	860 156-41	860 156-49
Multi trolley 1 frame	M900	935 x 715 x 1130	300	860 155-41	860 155-49
Multi trolley 2 frame	M900	935 x 715 x 1630	300	860 157-41	860 157-49

Frame includes the handle.

Bottom shelf

Name	Module	Size W x D mm	Max load kg	Code	Code ESD
Bottom shelf*	M500	470 x 505	100	860 846-41	860 846-49
Bottom shelf	M500	470 x 650	100	860 847-41	860 847-49
Bottom shelf*	M750	720 x 505	100	860 057-41	860 057-49
Bottom shelf	M750	720 x 650	100	860 067-41	860 067-49
Bottom shelf*	M900	870 x 505	100	860 059-41	860 059-49
Bottom shelf	M900	870 x 650	100	860 069-41	860 069-49

*Compatible only with Multi trolley 1.

Adjustable shelves are equipped with an ESD mat (49) or rubber mat (41).

Adjustable shelves for trolleys

Name	Module	Size W x D mm	Max load kg	Code ESD
Adjustable shelf, stepless depth adjustment	M500	470 x 505	50	921 49 003
Adjustable shelf, stepless depth adjustment	M500	470 x 650	50	921 49 004
Adjustable shelf, stepless depth adjustment	M750	720 x 505	50	921 49 007
Adjustable shelf, stepless depth adjustment	M750	720 x 650	50	921 49 008
Adjustable shelf, stepless depth adjustment	M900	870 x 505	50	921 49 011
Adjustable shelf, stepless depth adjustment	M900	870 x 650	50	921 49 012
Adjustable shelf	M500	470 x 505	100	921 49 001
Adjustable shelf	M500	470 x 650	100	921 49 002
Adjustable shelf	M750	720 x 505	100	921 49 005
Adjustable shelf	M750	720 x 650	100	921 49 006
Adjustable shelf	M900	870 x 505	100	921 49 009
Adjustable shelf	M900	870 x 650	100	921 49 010

Adjustable shelves are equipped with an ESD mat (49) or rubber mat (41).

Accessories for Multi trolley

Name	Module	Size W x D x H mm	Max load kg	Code
1. Shelf for packing material		717 x 600 x 32		SPM750-49
		870 x 600 x 32		SPM900-49
2. Brackets for upright tube SPM				SPMBS-49
3. Divider hoops set SPM-shelf		8 x 400 x 280		PDH600-49
4. Aluminium bin rail	M750	736 x 55 x 75	15	BP750C
	M900	889 x 55 x 75		BP900C
5. Tablet bracket MY				MY
LCD bracket MH				MH
Adapter set		200 x 110 x 60		AS2
6. Auxiliary steel shelf		217 x 298 x 20	3	ASSA4
7. Roll holder set	M750		40	890 547-49P
	M900			890 548-49P
8. Fixed tape dispenser				FTD50
9. Basic label dispenser				BLD20
10. Document holder A4			5	928 49 008P
11. Equipment tray		500 x 250 x 125	15	928 49 002P



Multi trolley 1 frame



Multi trolley 2 frame



Bottom shelf



See <https://www.treston.com/trolleys/picking-and-storage-trolleys/multi-trolley> for full list of accessories available, such as bin rails and bins, larger selection of shelves, perforated panels, etc.



Fitter's trolleys

Name	Module	Size W x D x H mm	Max load kg	Code
Fitter's trolley 1	M750	800 x 715 x 855	300	C 730 41 001
Fitter's trolley 2	M750	800 x 715 x 855	300	C 730 41 002
Fitter's trolley 3	M750	800 x 715 x 855	300	C 730 41 003
Fitter's trolley, frame	M750	800 x 715 x 855	300	C 730 41 000
Fitter's trolley 4		795 x 715 x 915	300	C 730 07 004

Fitter's trolley accessories

Name	Size W x D x H mm	Max load kg	Code
Bottom shelf with rubber mat	720 x 560 x 32	150	852 719-41
Bottom shelf with HDPE plastic covering	720 x 560 x 32	150	852 683-41
Shelf with rubber mat	720 x 560 x 32	150	852 720-41
Shelf with HDPE plastic covering	720 x 560 x 32	150	852 684-41
Extendable shelf + brackets	720 x 580 x 33	50	852 687-49

Fitter's trolleys can be combined with all M750 accessories.

Cone rack M750 for tool holders HSK, Capto, ISO

Name	Size W x D x H mm	Max load kg	Code
Cone rack M750	742 x 206 x 95	50	890 729-49

Tool holders sold separately.



Fitter's trolley 1



Fitter's trolley 2



Fitter's trolley 3

Fitter's trolley 3 includes 6 cone racks.



Fitter's trolley 4



Cone rack M750



See <https://www.treston.com/trolleys/workshop-trolleys/fitters-trolley> for full list of accessories available, such as bin rails and bins, larger selection of shelves, perforated panels, etc.

Treston Tower storage and workstation unit

Name	Size W x D x H mm	Max load kg	Code
Treston Tower frame with castors	860 x 880 x 2105	600	890 701-45

Examples of accessories and add-on products

Name	Size W x D x H mm	Max load kg	Code
1 Flow-through shelf + brackets M750*	718 x 830	150	890 710-49
2 Spacer bar, M750**			851 483-49
3 Perforated back panel M750, max 3 pcs/side	718 x 612		861 512-49
4 Hook set 3 (69 pcs)			855 003-51
Steel shelf M750	740 x 400	50	852 770-49
Bin rail M750	742 x 100	50	859 151-49
LCD monitor holder for perforated panel		10	890 715-49
Treston NaturLite Led Wing 500 (+ bracket 95/120 mm)	430 x 120 x 50		TNL500W

* A flow-through shelf can fit two 400-mm deep shelf bins successively.

** Recommended to be used with flow-through shelving.



See <https://www.treston.com/storage-systems/tool-storage-systems/treston-tower-storage-and-workstation-unit> for full list of accessories available, such as bin rails and bins, larger selection of shelves, perforated panels, etc.

Adjustable trolley TRTA

Name	Size W x D x H mm	Shelf size W x D mm	Max load kg	Code	Code ESD
2-shelf trolley*	890 x 530 x 1020	800 x 430	150	TRTA4082	TRTA4082 ESD
2-shelf trolley*	1090 x 530 x 1020	1000 x 430	150	TRTA4102	TRTA4102 ESD
2-shelf trolley*	890 x 630 x 1020	800 x 530	150	TRTA5082	TRTA5082 ESD
2-shelf trolley*	1090 x 630 x 1020	1000 x 530	150	TRTA5102	TRTA5102 ESD
4-shelf trolley**	1090 x 530 x 1515	1000 x 430	300	TRTA4104	TRTA4104 ESD
4-shelf trolley**	1090 x 630 x 1515	1000 x 530	300	TRTA5104	TRTA5104 ESD

* Shelf adjustments between 200-770 mm

** Shelf adjustments between 200-1340 mm

Extra shelves TRHA

Name	Shelf size W x D mm	Max load kg	Code	Code ESD
Extra shelf	800 x 430	50	TRHA408	TRHA408 ESD
Extra shelf	1000 x 430	50	TRHA410	TRHA410 ESD
Extra shelf	800 x 530	50	TRHA508	TRHA508 ESD
Extra shelf	1000 x 530	50	TRHA510	TRHA510 ESD

End mesh panels NET2

Name	Size W x D mm	Set	Code ESD
End mesh panel	604 x 364	Incl. 2 panels	NET2

The mesh panels can be installed at the ends of the trolley or on the sides. An angle bracket is set on the edge of the upper and lower shelf and the mesh is screwed into place. The 4-shelf trolley can hold 2 mesh panels on top of each other.

Document holder DSA4

Name	Size	Code ESD
Document holder	A4	DSA4 ESD

Semiconductive epoxy powder coated steel. Includes two magnets.

Low M-divider hoops LDH

Name	Size	Code
Divider hoops	460 x 315	LDH

Steplessly adjustable. 4 pcs per set. M-shape (the lowest point 105 mm from shelf). Suitable only 430 mm deep shelves.

Storage trolley

Name	Size W x D x H mm	Max load kg	Code	Code ESD
Storage trolley	650 x 450 x 775	3 x 30	852 773-41	852 773-49



2-shelf TRTA trolley and
4-shelf TRTA trolley



TRTA with end mesh panels



Document holder



Low M-divider hoops LDH



Stacking bin trolley

Name	Size W x D x H mm	Max load kg	Code	Code ESD
Stacking bin trolley	780 x 715 x 1630	300	BT-170B	BT-170B ESD

The trolley includes 8 steel bin rails in both sides. Stacking bins must be ordered separately. One steel bottom shelf comes as standard.



See <https://www.treston.com/trolleys/bin-and-cabinet-trolleys/stacking-bin-trolleys> for full list of compatible bins.



Cabinet trolley

Name	Size W x D x H mm	Max load kg	Code	Code ESD
Cabinet trolley	780 x 715 x 1600	300	BT-550B	BT-550B ESD

This assembly holds 8 cabinets, which must be ordered separately. One steel bottom shelf comes as standard.



See <https://www.treston.com/storage/plastic-bins-and-cabinets/small-parts-storage-cabinets> for full list of small-parts storage cabinets.



Low carton trolley

Name	Size W x D x H mm	Shelf size W x D mm	Max load kg	Code
Low carton trolley	1090 x 530 x 1515	1000 x 430	150	HCT410

High carton trolley

Name	Size W x D x H mm	Shelf size W x D mm	Max load kg	Code
High carton trolley	1080 x 630 x 1020	1000 x 630	150	LCT610



Low carton trolley

High carton trolley

Carton trolley

Name	Description	Size W x D x H mm	Code
1. Castor set	Castor set for carton trolley. The castor set gives you a trolley from the SPM-shelf.	1180 x 600 x 425	SPMCS-41
2. Shelf for packing material	600 mm deep shelf for many purposes. The shelf can also be equipped with PDH600 divider hoops. Max load 60 kg.	467 x 600 x 32	SPM500-49
		717 x 600 x 32	SPM750-49
		870 x 600 x 32	SPM900-49
		1167 x 600 x 32	SPM1200-49
		1317 x 600 x 32	SPM1350-49
		1467 x 600 x 32	SPM1500-49
		1773 x 600 x 32	SPM1800-49
3. Divider hoops set (4 pcs), SPM-shelf	Divider hoop set for the SPM-shelves. Height 280 mm. The fixed divider is tightened with the screw at the front edge of the shelf.	8 x 400 x 280	PDH600-49



Shelf for packing material, castor set and divider hoops set

SAP trolley

Name	Size W x D x H mm	Max load kg	Code	Code ESD
SAP trolley	700 x 500	150	SAP507	SAP507 ESD
SAP trolley	1000 x 700	150	SAP710	SAP710 ESD
SAP trolley	1500 x 700	150	SAP715	SAP715 ESD
Lower shelf for SAP trolley	700 x 500	40	AT507	AT507 ESD
Lower shelf for SAP trolley	1000 x 700	40	AT710	AT710 ESD
Extra shelf for SAP trolley	700 x 500	40	LT507	LT507 ESD
Extra shelf for SAP trolley	1000 x 700	40	LT710	LT710 ESD
Handle for SAP trolley	depth 500		PUSH50	PUSH50
Handle for SAP trolley	depth 700		PUSH70	PUSH70

Equipped with four swivel castors (ø 100 mm), two of which have brakes.



SAP trolley with
lower shelf



SAP trolley with lower shelf,
extra shelf and handle

Concept trolley

Name	Size W x D x H mm	Max load kg	Code	Code ESD
Concept trolley	500 x 700 x 650-900	150	CONT705-41	CONT705-49
Extra shelf for Concept trolley	400 x 500	25	CONTS504-49	CONTS504-49
Drawer unit 30/15	300 x 454 x 150	10	859 330-49	859 330-49
Drawer unit 30/22	300 x 454 x 220	10 / drawer	890 340-49	890 340-49
Drawer unit fastening set			890 653-49	890 653-49

Equipped with four swivel castors (ø 100 mm), two of which have brakes.



Concept trolley, extra shelf and drawer unit 30/15

Concept workbench frame, motor adjustable

Name	Frame size W x D mm	Bench frame max load kg	Code
Workbench frame	1000 x 600	300	103 49 015P
Workbench frame	1000 x 750	300	103 49 030P
Workbench frame	1000 x 900	300	103 49 062P

Concept bench tops

Name	Size W x D mm	Code HPL	Code LPL	Code ESD
Bench top	1000 x 600	TT10060-HPL	TT10060-LPL	TT10060-ESD
Bench top	1000 x 750	TT10075-HPL	TT10075-LPL	TT10075-ESD
Bench top	1000 x 900	TT10090-HPL	TT10090-LPL	TT10090-ESD


Castor set for Concept bench

Name	Code	Code ESD
Castor set Ø100	834 734-00	860 429-00


Battery set for Concept motor bench

Name	Code
Battery set	BSC001


Available Spring 2021. Battery set sold only to EU countries.



Concept workbench frame,
motor adjustable



Laminate bench top -HPL
Laminate bench top -LPL



ESD bench top



Battery set for
Concept motor bench

Workshop legs

Name	Height mm *	Code
Adjustable H-leg for castors (1 pc)	730-950	836 029-49
Swivel castor with brake** (1 pc)	Ø100	1987
Fixed castor** (1 pc)	Ø100	1988


* Height without bench top (including 100 mm castors).

** Load capacity: 500 kg for benches 1000 mm and 1500 mm wide, 300 kg for benches 2000 mm and 2250 mm wide.



Workshop bench tops


Bench top size W x D mm	Steel top 1,5 mm	Max load kg	Steel top 3 mm	Max load kg	Vinyl top with steel edges	Max load kg	Vinyl top with plastic edges	Max load kg	Wood top	Max load kg
1000 x 750	836 720-74	750	852 652-74	750	836 723-79	750	836 729-79	500	836 720-82	600



Workshop steel top



Workshop top with steel edges



Workshop top with plastic edges



Workshop wooden top



See <https://www.treston.com/workshop-workbench/workshop-workbench> for full list of accessories available

Mobile and height adjustable work surface

Name	Size W x D mm	Height mm	Code	Code ESD
Mobile and height adjustable work surface	600 x 500	760-1185	MLCT 605PG	MLCT 605PG ESD



Mobile workstation accessories

Name	Description	Code
Binder mount	Fits a single 75 mm wide binder.	FH1
Binder mount	Fits three 75 mm wide binders.	FH3
Accessories basket	Blue bin, int. dim. 230 x 155 x 140 mm	AB1930
Accessory box	With grey shelf bin 4020-3	AB4020-3
Accessory box	With ESD shelf bin 4020-4ESD	AB4020-4ESD



Binder mount FH1



Binder mount FH3



Accessories basket



Accessory box, 2 pcs

HEADQUARTERS

Treston Oy
Sorakatu 1
FI-20730 Turku
Tel. +358 10 4469 11
Fax +358 10 4469 789
sales@treston.com
www.treston.com

FACTORIES

Treston Oy, Turku plant
Sorakatu 1
FI-20730 Turku
Tel. +358 10 4469 11
Fax +358 10 4469 789
sales@treston.com
www.treston.fi

Treston Oy, Jyväskylä plant
PO Box 33 (Sohlberginkatu 10)
FI-40351 Jyväskylä
Tel. +358 10 4469 11
Fax +358 10 4469 290
sales@treston.com
www.treston.fi

FRANCE

Treston France SARL
Z.A.C. de la Bonne Rencontre
1, voie Gallo Romaine, Quincy-Voisins
77334 Meaux Cedex
Tel. +33 1 64 17 11 11
Fax +33 1 64 17 11 10
infofr@treston.com
www.treston.fr

GERMANY

Treston Deutschland GmbH
Friedrich-Ebert-Damm 143
22047 Hamburg
Tel. +49 40 8816 5022 - 0
Fax +49 40 8816 5022 - 10
info.de@treston.com
www.treston.de

Treston Deutschland GmbH
Niederlassung Raunheim
Frankfurter Straße 101
65479 Raunheim
Tel. +49 6142 992 50
Fax +49 6142 9925-29
mail.de@treston.com
www.treston.de

RUSSIA

Treston Russia LLC
197375, Russia, Saint-Petersburg,
Marshala Novikova street 42
Tel. +7 812 677 76 20
info.ru@treston.com
www.treston.ru

SWEDEN

Treston AB
Enhagsslingan 6
187 40 Täby
Tel. +46 8 511 791 60
Fax +46 8 511 797 60
info.se@treston.com
www.treston.se

UNITED KINGDOM

Treston Ltd
Treston House
5b Bone Lane, Newbury
Berkshire, RG14 5SH
Tel. +44 1635 521521
Fax +44 1635 37452
salesuk@treston.com
www.treston.com

USA

Treston, Inc.
156 Bluffs Court
Canton, GA 30114
Tel. +1 770-721-7980
Fax +1 770-720-6584
infousa@treston.com
www.treston.us

Premium partners

BENELUX

Human Workspace BV
Mechelaarstraat 17
4903 RE Oosterhout
Tel. +31 162 454 383
sales@humanworkspace.nl
www.humanworkspace.nl

NORWAY

Industrimøbler AS
Bjørnerudveien 12A
1266 Oslo
Tel. +47 22 25 05 00
post@industrimobler.no
www.industrimobler.no

Treston Global Network



Treston has a long history in professional furniture design and manufacture, and well over three decades of experience in ergonomic workspace development. Our design and manufacturing facilities are located in Finland.

Thanks to our global sales network, you can receive local support and customer service anywhere in the world. We have offices in Europe and North America as well as an extensive network of selected dealers in more than 30 countries.